




District Health Assessment for Multiple District 301 through January 2026

		Clubs							Membership							Member Strength		Cancellation		Reports			Finance	Leadership			
District Name	Status/ Number of Months in Status *	Active Clubs	Clubs in Status Quo	Total Clubs	% Status Quo Clubs in Financial Suspension	New Clubs	Cancelled Clubs	YTD Net Club Gain/Loss	Current Members In Active Clubs	Current Members In Status Quo Clubs	Current Total Members Count	YTD Add	YTD Drop	YTD NetGrowth (includes Active and Status Quo)	YTD NetGrowth% (includes Active and Status Quo)	Member Count 12 Months Ago	Average Member Count Per Club	% of Clubs with less than 20 members	Average Cancelled Club Age	Members Lost Due to Cancelled Clubs	% of Clubs Reporting Service	% No MMR in 3 Months	% No Officer Report in 12 months	% of Clubs with balance 90+ days	Number of Zone Chairs Recorded	Number of Region Chairs Recorded	District Officers Vacancies **
301A2	T(24)	105	0	105	0%	8	7	1	3676	0	3676	549	436	113	3.17%	3,258	35	13%	18	170	74%	43%	2%	14%	25	16	
301A3		32	0	32	0%	4	1	3	956	0	956	261	155	106	12.47%	890	30	28%	6	15	50%	53%	16%	13%	8	3	
301A4	T(24)	33	1	34	100%	2	0	2	1144	25	1169	110	51	59	5.32%	1,115	35	21%	0	0	26%	82%	9%	59%	16	8	
301 B1		53	0	53	0%	5	1	4	1520	0	1520	257	170	87	6.07%	1,384	29	32%	4	23	83%	38%	0%	17%	18	9	
301 B2		48	0	48	0%	4	2	2	1453	0	1453	276	188	88	6.45%	1,243	30	19%	1	39	60%	50%	4%	13%	15	6	
301 C		66	1	67	100%	8	0	8	2310	74	2384	522	179	343	16.81%	1,976	35	12%	0	0	84%	36%	6%	24%	11	5	
301D1		68	0	68	0%	5	3	2	1822	0	1822	322	166	156	9.36%	1,598	27	29%	17	52	71%	47%	3%	22%	18	12	
301D2	T(3)	71	0	71	0%	1	7	-6	1204	0	1204	160	212	-52	-4.14%	1,676	17	65%	7	99	25%	66%	8%	11%	20	5	
301 E		76	0	76	0%	5	25	-20	2332	0	2332	318	835	-517	-18.15%	2,120	31	26%	12	540	36%	50%	4%	29%	36	11	
		552	2	554	100%	42	46	-4	16417	99	16516	2775	2392	383	2.37%	15,260	30	27%	11	938	59%	50%	5%	21%	167	75	




District Health Assessment for Multiple District 308 through January 2026

District Name	Status/ Number of Months in Status *	Clubs							Membership							Member Strength		Cancellation		Reports			Finance	Leadership			
		Active Clubs	Clubs in Status Quo	Total Clubs	% Status Quo Clubs in Financial Suspension	New Clubs	Cancelled Clubs	YTD Net Club Gain/Loss	Current Members In Active Clubs	Current Members In Status Quo Clubs	Current Total Members Count	YTD Add	YTD Drop	YTD NetGrowth (includes Active and Status Quo)	YTD NetGrowth% (includes Active and Status Quo)	Member Count 12 Months Ago	Average Member Count Per Club	% of Clubs with less than 20 members	Average Cancelled Club Age	Members Lost Due to Cancelled Clubs	% of Clubs Reporting Service	% No MMR in 3 Months	% No Officer Report in 12 months	% of Clubs with balance 90+ days	Number of Zone Chairs Recorded	Number of Region Chairs Recorded	District Officers Vacancies **
308 A2		98	0	98	0%	3	1	2	2961	0	2961	387	57	330	12.54%	2,688	30	22%	6	0	80%	64%	1%	10%	19	7	
308 B1		72	0	72	0%	1	0	1	2082	0	2082	254	92	162	8.44%	1,981	29	28%	0	0	100%	46%	0%	15%	16	6	
308 B2		127	0	127	0%	1	9	-8	3731	0	3732	374	300	74	2.02%	3,871	29	40%	9	73	74%	44%	1%	3%	21	17	
308 B3		69	0	69	0%	3	1	2	2325	0	2325	237	132	105	4.73%	2,336	34	19%	25	44	94%	46%	1%	14%	17	8	
		366	0	366	0%	8	11	-3	11099	0	11100	1252	581	671	6.43%	10,876	30	29%	10	117	84%	50%	1%	10%	73	38	



District Health Assessment for Multiple District 310 through January 2026

		Clubs							Membership							Member Strength		Cancellation		Reports			Finance	Leadership			
District Name	Status/ Number of Months in Status *	Active Clubs	Clubs in Status Quo	Total Clubs	% Status Quo Clubs in Financial Suspension	New Clubs	Cancelled Clubs	YTD Net Club Gain/Loss	Current Members In Active Clubs	Current Members In Status Quo Clubs	Current Total Members Count	YTD Add	YTD Drop	YTD NetGrowth (includes Active and Status Quo)	YTD NetGrowth% (includes Active and Status Quo)	Member Count 12 Months Ago	Average Member Count Per Club	% of Clubs with less than 20 members	Average Cancelled Club Age	Members Lost Due to Cancelled Clubs	% of Clubs Reporting Service	% No MMR in 3 Months	% No Officer Report in 12 months	% of Clubs with balance 90+ days	Number of Zone Chairs Recorded	Number of Region Chairs Recorded	District Officers Vacancies **
310 A1	T(24)	46	0	46	0%	1	2	-1	749	0	749	101	167	-66	-8.10%	741	16	67%	7	6	54%	30%	2%	4%	10	4	
310 A2	T(23)	42	0	42	0%	1	1	0	1134	0	1134	137	157	-20	-1.73%	1,157	27	50%	3	21	74%	43%	0%	24%	8	3	
310 B	T(14)	41	0	41	0%	1	0	1	1242	0	1242	103	117	-14	-1.11%	1,227	30	24%	0	0	46%	41%	0%	12%	9	3	
310 C		43	0	43	0%	1	1	0	1251	0	1251	181	105	76	6.47%	1,122	29	33%	23	7	37%	23%	2%	19%	8	4	
310 D		75	0	75	0%	9	5	4	1522	0	1522	312	219	93	6.51%	1,465	20	44%	10	63	8%	57%	0%	1%	16	8	
310 E	T(8)	68	0	68	0%	3	2	1	1244	0	1244	138	230	-92	-6.89%	1,252	18	59%	1	46	22%	37%	0%	6%	14	6	
		315	0	315	0%	16	11	5	7142	0	7142	972	995	-23	-0.32%	6,964	23	47%	8	143	36%	40%	1%	10%	65	28	




District Health Assessment for District 204 through January 2026

Status/ District Name Number of Months in Status *		Clubs							Membership							Member Strength		Cancellation		Reports			Finance	Leadership			
		Active Clubs	Clubs in Status Quo	Total Clubs	% Status Quo Clubs in Financial Suspension	New Clubs	Cancelled Clubs	YTD Net Club Gain/ Loss	Current Members In Active Clubs	Current Members In Status Quo Clubs	Current Total Members Count	YTD Add	YTD Drop	YTD NetGrowth (includes Active and Status Quo)	YTD NetGrowth% (includes Active and Status Quo)	Member Count 12 Months Ago	Average Member Count Per Club	% of Clubs with less than 20 members	Average Cancelled Club Age	Members Lost Due to Cancelled Clubs	% of Clubs Reporting Service	% No MMR in 3 Months	% No Officer Report in 12 months	% of Clubs with balance 90+ days	Number of Zone Chairs Recorded	Number of Region Chairs Recorded	District Officers Vacancies **
204		40	0	40	0%	1	0	1	1281	0	1281	160	158	2	0.16%	1,286	32	13%	0	0	85%	23%	3%	8%	9	2	
		40	0	40	0%	1	0	1	1281	0	1281	160	158	2	0.16%	1,286	32	13%	0	0	85%	23%	3%	8%	9	2	




District Health Assessment for District 309 through January 2026

	Clubs							Membership							Member Strength		Cancellation		Reports			Finance	Leadership					
	Status/ District Name	Number of Months in Status *	Active Clubs	Clubs in Status Quo	Total Clubs	% Status Quo in Financial Suspension	New Clubs	Cancelled Clubs	YTD Net Club Gain/ Loss	Current Members In Active Clubs	Current Members In Status Quo Clubs	Current Total Members Count	YTD Add	YTD Drop	YTD NetGrowth (includes Active and Status Quo)	YTD NetGrowth% (includes Active and Status Quo)	Member Count 12 Months Ago	Average Member Count Per Club	% of Clubs with less than 20 members	Average Cancelled Club Age	Members Lost Due to Cancelled Clubs	% of Clubs Reporting Service	% No MMR in 3 Months	% No Officer Report in 12 months	% of Clubs with balance 90+ days	Number of Zone Chairs Recorded	Number of Region Chairs Recorded	District Officers Vacancies **
309		106	0	106	0%	3	5	-2		3638	0	3638	721	283	438	13.69%	3,378	34	40%	13	154	79%	50%	1%	10%	19	7	
		106	0	106	0%	3	5	-2		3638	0	3638	721	283	438	13.69%	3,378	34	40%	13	154	79%	50%	1%	10%	19	7	



District Health Assessment for Ident 5843 - CAMBODIA,KINGDOM OF - UND through January 2026

		Clubs							Membership							Member Strength		Cancellation		Reports			Finance	Leadership			
Status/ District Name of Months in Status *	Number	Active Clubs	Clubs in Status Quo	Total Clubs	% Status Quo Clubs in Financial Suspension	New Clubs	Cancelled Clubs	YTD Net Club Gain/ Loss	Current Members In Active Clubs	Current Members In Status Quo Clubs	Current Total Members Count	YTD Add	YTD Drop	YTD NetGrowth (includes Active and Status Quo)	YTD NetGrowth% (includes Active and Status Quo)	Member Count 12 Months Ago	Average Member Count Per Club	% of Clubs with less than 20 members	Average Cancelled Club Age	Members Lost Due to Cancelled Clubs	% of Clubs Reporting Service	% No MMR in 3 Months	% No Officer Report in 12 months	% of Clubs with balance 90+ days	Number of Zone Chairs Recorded	Number of Region Chairs Recorded	District Officers Vacancies **
Ident 5843 - CAMBODIA,KING DOM OF		5	0	5	0%	1	0	1	110	0	110	42	12	30	37.50%	69	22	20%	0	0	20%	40%	0%	40%	0	0	
		5	0	5	0%	1	0	1	110	0	110	42	12	30	37.50%	69	22	20%	0	0	20%	40%	0%	40%	0	0	



District Health Assessment for Ident 5845 - REP OF THE UNION OF MYANMAR - UND through January 2026

Status/ District Name of Months in Status *		Clubs							Membership							Member Strength		Cancellation		Reports			Finance	Leadership			
		Active Clubs	Clubs in Status Quo	Total Clubs	% Status Quo Clubs in Financial Suspension	New Clubs	Cancelled Clubs	YTD Net Club Gain/ Loss	Current Members In Active Clubs	Current Members In Status Quo Clubs	Current Total Members Count	YTD Add	YTD Drop	YTD NetGrowth (includes Active and Status Quo)	YTD NetGrowth% (includes Active and Status Quo)	Member Count 12 Months Ago	Average Member Count Per Club	% of Clubs with less than 20 members	Average Cancelled Club Age	Members Lost Due to Cancelled Clubs	% of Clubs Reporting Service	% No MMR in 3 Months	% No Officer Report in 12 months	% of Clubs with balance 90+ days	Number of Zone Chairs Recorded	Number of Region Chairs Recorded	District Officers Vacancies **
Ident 5845 - REP OF THE UNION OF MYANMAR		1	0	1	0%	0	0	0	20	0	20	0	0	0	0.00%	20	20	0%	0	0	0%	100%	100%	0%	0	0	
		1	0	1	0%	0	0	0	20	0	20	0	0	0	0.00%	20	20	0%	0	0	0%	100%	100%	0%	0	0	

* - District Status: P - Provisional, T - Transitional.

** - District Officers Vacancies: DG - District Governor, 1st VDG - First Vice District Governor, 2nd VDG - Second Vice District Governor.